



The Fetal
Medicine Foundation

20th World Congress in Fetal Medicine




Valencia 2023



Join our morning Meet the Expert sessions incl. Live Scan

with Prof. Rabih Chaoui
and Prof. Alfred Abuhamad

 Location: main lecture hall

Tuesday, June 27th | 08:00 – 09:00h

Latest technology in fetal imaging:

The Voluson™ Expert 22 – Part I

Wednesday, June 28th | 08:00 – 09:00h

Latest technology in fetal imaging:

The Voluson™ Expert 22 – Part II



Register
here

Sunday 25th June 2023: Joint session with Eurofoetus

- 09:05 - 10:45 Congenital diaphragmatic hernia
- 10:45 - 11:00 Special lecture: ChatGPT vs humans
- 11:30 - 13:30 Fetal spina bifida repair
- 14:30 - 18:30 Innovation in fetal therapy and surgery
- 18:30 - 18:45 Special lecture: Trampling on women's rights and pregnancy care
- 18:45 - 19:00 Special lecture: Artificial intelligence and fetal medicine

20:00 - 24:00 Welcome reception

Monday 26th June 2023: Joint session with Eurofoetus

- 09:00 - 12:05 Monochorionic twin complications: knows and don't knows
- 12:05 - 16:00 Alloimmune diseases in pregnancy
- 16:00 - 16:10 Special lecture: Rising cesarean section rates
- 16:10 - 16:20 Special lecture: Placenta accreta spectrum
- 17:00 - 19:00 Fetal echocardiography

Tuesday 27th June 2023

- 09:00 - 12:30 Fetal growth restriction
- 12:30 - 16:00 Preterm birth
- 16:30 - 19:00 Fetal ultrasound meets genetics

21:00 - 02:00 Dinner party

Wednesday 28th June 2023

- 09:00 - 10:00 Fetal ultrasound meets genetics
- 10:00 - 10:15 Special lecture: Contribution of genetics to cerebral palsy
- 10:15 - 10:30 Special lecture: Complication rate after termination for fetal defects
- 10:30 - 10:45 Special lecture: Balloon catheters vs prostaglandins for labour induction
- 10:45 - 11:00 Special lecture: Genomics and pregnancy complications
- 11:30 - 13:00 Topics in maternal - fetal medicine
- 14:30 - 19:30 Preeclampsia

Thursday 29th June 2023

- 09:00 - 10:30 Maternal - fetal infection
- 10:30 - 10:45 Special lecture: Fetal diffusion tensor imaging
- 10:45 - 13:30 Fetal neurosonography

16:00 - 23:00 Trip to Xativa

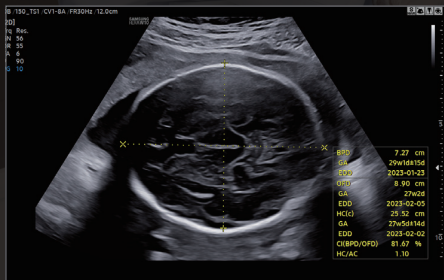
DIAMOND SPONSOR

Life-long Healthcare Solutions
for Women

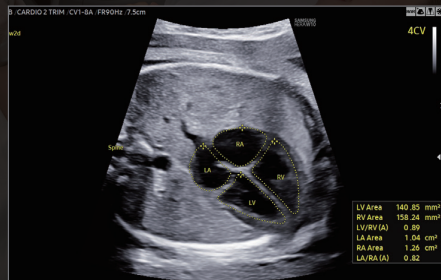
SAMSUNG



An excellence in utilization with AI technology



An automated fetal biometry measurement using ViewAssist™ with BiometryAssist™



An automated fetal heart measurement using ViewAssist™ with HeartAssist™

Samsung Live Scan Morning Session

26 June (Mon.) 08:00 – 08:45 Lecture Hall

2nd Trimester Fetal Growth Assessment – Live scan using Samsung's AI solution

Prof. Maria del Mar Gil (Spain)

Hospital Universitario de Torrejón

* Morning Caterings will be provided on first-come, first-served basis.

This product, features, options, and transducers are not commercially available in all countries. Sales and shipments are subject to approval by the regulatory affairs. Please contact your local sales representative for further details.

Sunday 25th June 2023: Joint session with Eurofoetus

08:00 - 09:00 Registration

09:00 - 09:05 Welcome Kypros Nicolaides (UK)

09:05 - 10:45 Congenital diaphragmatic hernia Discussants: Alexandra Benachi (France), Kypros Nicolaides (UK)

09:05 - 09:15 Fetal treatment - overview Jan Deprest (Belgium)
 09:15 - 09:22 Incidence and outcome of syndromic CDH Carmen Mesas Burgos (Sweden)
 09:22 - 09:29 Outcome in eventration Francesca Russo (Belgium)
 09:29 - 09:36 Duration of occlusion matters in left and right sided CDH Kanokwaroon Watananirun (Thailand)
 09:36 - 09:40 Discussion
 09:40 - 10:05 Debate: FETO for non-isolated CDH Alexandra Benachi (France)

10:05 - 10:30 Debate: Difference of FETO in USA and Europe Sieglinde Muellers (Ireland)

10:30 - 10:45 Fetal organoids - prediction model for pulmonary hypoplasia Anthony Johnson (USA)

10:45 - 11:00 Special lecture: ChatGPT vs humans

Jan Deprest (Belgium)
Paolo De Coppi (UK)
Helena Williams (UK)

11:00 - 11:30 Coffee break

11:30 - 13:30 Fetal spina bifida repair Discussants: Greg Ryan (Canada), Jan Deprest (Belgium)

11:30 - 11:45 Outcome depends on gestation and incision length at surgery Fabio Peralta (Brazil)
 11:45 - 11:52 Evolution in technique and gestational age at birth Marta Santorum (UK)
 11:52 - 11:59 Effect on membranes of percutaneous vs exposed uterus Awais Mirza Ahmad (Pakistan)
 11:59 - 12:10 Discussion
 12:10 - 12:17 Simple prenatal predictors for postnatal shunting: ultrasound Yada Kunpalin (Canada)
 12:17 - 12:24 Simple prenatal predictors for postnatal shunting: MRI Michael Aertsen (Belgium)
 12:24 - 12:30 Discussion
 12:30 - 12:37 Inclusion criteria Nicole Ochsenbein (Switzerland)
 12:37 - 12:47 Long term neurodevelopmental outcome Magdalena Sanz-Cortes (USA)
 12:47 - 12:57 Long term urological outcome Nerea Maiz (Spain)
 12:57 - 13:07 Use of biocellulose repair technique and need to untether the cord Denise Lapa (Brazil)
 13:07 - 13:17 Long term maternal outcome Simen Vergote (Belgium)
 13:17 - 13:30 Discussion

13:30 - 14:30 Lunch break

14:30 - 18:30 Innovation in fetal therapy and surgery Discussants: Jan Deprest (Belgium), Alan Flake (USA)

14:30 - 14:45 Spina bifida repair: use of robotic surgery Tim Van Mieghem (Canada)
Jan Deprest (Belgium)
Ramesh Papanna (USA)
 14:45 - 14:55 Spina bifida repair: use of stem cell patches
 14:55 - 15:05 Discussion
 15:05 - 15:15 Fetal lung volume in abdominal wall defects Gilmar Osmundo Junior (Brazil)
 15:15 - 15:25 Gastroschisis: postnatal outcome Sundeep Keswani (USA)
 15:25 - 15:35 Gastroschisis: prenatal assessment Alexandra Benachi (France)
 15:35 - 15:45 Gastroschisis: prenatal repair – animal studies Luc Joyeux (USA)
 15:45 - 15:55 Gastroschisis: prenatal repair – phase 1 study Michael Belfort (USA)
 15:55 - 16:05 Discussion
 16:05 - 16:15 Vein of Galen Malformation: natural history and imaging Magdalena Sanz-Cortes (USA)
 16:15 - 16:30 Vein of Galen Malformation: fetal therapy Yves Ville (France)
Rogelio Cruz-Martinez (Mexico)

16:30 - 17:00 Coffee break

17:00 - 17:10 Repeated amniocentesis in early pregnancy renal anhydramnios Ahmet Baschat (USA)
 17:10 - 17:20 First trimester shunting for fetal megacystis Eva Christin Weber (Germany)
 17:20 - 17:30 Flexible fetal cystoscopy for lower urinary tract obstruction Rogelio Cruz-Martinez (Mexico)
 17:30 - 17:45 In utero enzyme, gene and cell therapy today Mary Norton (USA)
 17:45 - 17:55 Fetal enzyme replacement therapy for lysosomal storage disorders Akos Herzeg (USA)
 17:55 - 18:05 Discussion
 18:05 - 18:20 Artificial placenta: time line to clinical implementation Alan Flake (USA)
 18:20 - 18:30 Artificial placenta: experience from Spain Elisenda Eixarch (Spain)

18:30 - 18:45 Special lecture: Trampling on women's rights and pregnancy care

Mark Evans (USA)
Aris Papageorghiou (UK)

20:00 - 24:00 Welcome reception

DIAMOND SPONSOR

Life-long Healthcare Solutions
for Women 

SAMSUNG

HERA W10 Elite

Visionary change



Enhanced AI
features



Advanced MV-Flow™



Large OLED
display

New



Wide bandwidth
volume transducer



Visit Website



Samsung Live Scan Morning Session

26 June (Mon.) 08:00 - 08:45 Lecture Hall

2nd Trimester Fetal Growth Assessment – Live scan using Samsung's AI solution

Prof. Maria del Mar Gil (Spain)

Hospital Universitario de Torrejón

* Morning Caterings will be provided on first-come, first-served basis.

This product, features, options, and transducers are not commercially available in all countries. Sales and shipments are subject to approval by the regulatory affairs. Please contact your local sales representative for further details.

Monday 26th June 2023: Joint session with Eurofoetus

09:00 - 12:05 Monochorionic twin complications: knows and don't knows

Discussants: Yves Ville (France), Liesbeth Lewi (Belgium)

09:00 - 09:12	Monochorionic placenta	Liesbeth Lewi (Belgium)
09:12 - 09:24	Twin-to-twin transfusion syndrome	Kurt Hecher (Germany)
09:24 - 09:31	TTTS >26w: fetoscopic laser surgery vs. elective delivery	Rogelio Cruz-Martinez (Mexico)
09:31 - 09:38	Solomon Laser - pros and cons	Ahmet Baschat (USA)
09:38 - 09:45	TTTS: RCT - prevention of preterm birth by the Arabin pessary	Carlota Rodo (Spain)
09:45 - 09:52	TTTS: fetoscopic laser surgery in triplet pregnancies	Elina Vlachodimitropoulou (Canada)
09:52 - 10:05	Discussion	
10:05 - 10:20	Selective fetal growth restriction	Tim Van Mieghem (Canada)
10:20 - 10:27	Severe sFGR: multicenter cohort study (the ALIGN-study)	Anne Noll (Netherlands)
10:27 - 10:42	Other monochorionic twin problems	Yves Ville (France)
10:42 - 10:49	Selective fetal reduction by fetoscopy-guided bipolar cord coagulation	Mingming Zheng (China)
10:49 - 11:00	Discussion	

11:00 - 11:30 Coffee break

11:30 - 11:42	Neonatal and infant outcomes	Enrico Lopriore (Netherlands)
11:42 - 11:49	TTTS +/- sFGR: postnatal follow up	Francisca Molina (Spain)
11:49 - 11:56	TTTS +/- sFGR: prediction of perinatal and neurological outcome	Fabio Peralta (Brazil)
11:56 - 12:05	Discussion	

12:05 - 16:00 Alloimmune diseases in pregnancy

Discussants: Enrico Lopriore (Netherlands), Roland Devlieger (Belgium), Kypros Nicolaides (UK)

Fetal and neonatal alloimmune thrombocytopenia

12:05 - 12:20	Introduction	Joanne Verweij (Netherlands)
12:20 - 12:35	Antenatal management	Greg Ryan (Canada)
12:35 - 12:50	Neonatal management and long-term outcome	Thijs de Vos (Netherlands)
12:50 - 13:00	Discussion	

13:00 - 14:30 Lunch break

Rhesus disease – Hemolytic disease of the fetus and newborn

14:30 - 14:45	The ongoing burden of Rh disease: a global perspective	Gerry Visser (Netherlands)
14:45 - 15:00	Antenatal management	Dick Oepkes (Netherlands)
15:00 - 15:15	Neonatal management and long-term outcome	Enrico Lopriore (Netherlands)
15:15 - 15:30	Dionysus study: results from international registry in 2300 cases	Derek de Winter (Netherlands)
15:30 - 15:45	Treatment with anti-neonatal Fc receptor monoclonal antibody	Ken Moise (USA)
15:45 - 16:00	Discussion	

16:00 - 16:10 Special lecture: Rising cesarean section rates

Gerry Visser (Netherlands)

16:10 - 16:20 Special lecture: Placenta accreta spectrum

Alfred Abuhamad (USA)

16:20 - 16:30 Discussion

16:30 - 17:00 Coffee break

17:00 - 19:00 Fetal echocardiography

Discussants: Rabih Chaoui (Germany), Alfred Abuhamad (USA)

17:00 - 17:15	Approach to diagnosis: the four chamber view	Rabih Chaoui (Germany)
17:15 - 17:30	Approach to diagnosis: the outflow tracts	Alfred Abuhamad (USA)
17:30 - 17:45	Approach to diagnosis: the aortic arch	Alberto Galindo (Spain)
17:45 - 18:00	Fetal cardiac imaging in the first trimester	Alfred Abuhamad (USA)
18:00 - 18:10	Artificial intelligence assists fetal cardiac screening examination	Edwin Quarello (France)
18:10 - 18:20	HLHS: prenatal prediction of postnatal outcome	Roland Axt-Fliedner (Germany)
18:20 - 18:27	ARSA: association with chromosomal aberrations	Valentina De Robertis (Italy)
18:27 - 18:34	Fetal CHD: association with adverse pregnancy outcome	Gitte Hedermann (Denmark)
18:34 - 18:41	New insights into prenatal pulmonary stenosis	Laura Nogue (Spain)
18:41 - 18:48	Dextro-transposition of the great arteries with restrictive foramen ovale	Ingo Gottschalk (Germany)
18:48 - 18:55	Pulmonary arterial hypertension and pregnancy	Constantin von Kaisenberg (Germany)
18:55 - 19:02	Maternal cardiovascular disease and pregnancy	Margherita Scarrone (Italy)



Join our morning Meet the Expert sessions incl. Live Scan

with Prof. Rabih Chaoui and Prof. Alfred Abuhamad

Location: main lecture hall

Tuesday, June 27th | 08:00 – 09:00h

Latest technology in fetal imaging:

The Voluson™ Expert 22 – Part I

Wednesday, June 28th | 08:00 – 09:00h

Latest technology in fetal imaging:

The Voluson™ Expert 22 – Part II



Register here

© 2023 GE HealthCare. Voluson is a trademark of GE HealthCare. GE is a trademark of General Electric Company used under trademark license. Commercial availability of GE HealthCare medical systems is subject to meeting local requirements in a given country or region. Contact a GE HealthCare Representative for more information. Intended for healthcare professionals only.

gehealthcare.com

Tuesday 27th June 2023

09:00 - 12:30 Fetal growth restriction

Discussants: Francesc Figueras (Spain), Gerry Visser (Netherlands), Basky Thilaganathan (UK)

09:00 - 09:12	Genetic issues	Antoni Borrell (Spain)
09:12 - 09:24	Early prediction and prevention of SGA	Ioannis Papastefanou (Greece)
09:24 - 09:36	Early FGR: management	Christoph Lees (UK)
09:36 - 09:48	Late FGR: management	Francesc Figueras (Spain)
09:48 - 09:58	Late FGR: conservative management	Raffaele Napolitano (UK)
09:58 - 10:08	Early FGR: use of angiogenic markers for management	Alberto Galindo (Spain)
10:08 - 10:18	Term FGR: angiogenic factors versus Doppler (GRAFD trial)	Manel Mendoza (Spain)
10:18 - 10:25	Discussion	
10:25 - 10:32	Preterm SGA: combined screening by the FMF model in Australia	Fabricio Costa (Australia)
10:32 - 10:39	Term SGA: validation of the FMF model	Themistoklis Dagklis (Greece)
10:39 - 10:51	Prevention of SGA by Mediterranean diet or stress reduction	Francesca Crovetto (Spain)
10:51 - 11:00	Discussion	

11:00 - 11:30 Coffee break

11:30 - 11:37	The role of PLGF in the management of SGA fetuses	Athena Souka (Greece)
11:37 - 11:44	Umbilical vein flow and fetal growth	Ruben Ramirez Zegarra (Italy)
11:44 - 11:51	Fetal growth impairment in spontaneous preterm birth	Claudia Rueda Ricarte (Spain)
11:51 - 12:00	Abnormal fetal growth and neurodevelopmental disorders	Mads Langager Larsen (Denmark)
12:00 - 12:10	Volumetric fetal brain MRI and neurodevelopmental outcome	Eldad Katorza (Israel)
12:10 - 12:20	Growth trajectories in twins	Steffen Kristensen (Denmark)
12:20 - 12:30	Discussion	

12:30 - 16:00 Preterm birth

Discussants: Vincenzo Berghella (USA), Kypros Nicolaides (UK)

12:30 - 12:50	Prediction and prevention of PTB	Vincenzo Berghella (USA)
12:50 - 13:00	Maternal cell free RNA in prediction of PTB	Carl Weiner (USA)

13:00 - 14:30 Lunch break

14:30 - 14:37	3D volume ultrasound of uterine scar in prediction of PTB	Maria Ivan (UK)
14:37 - 14:44	Stemness biomarkers in pregnant women with a short cervix	George Daskalakis (Greece)
14:44 - 14:51	Effect of intra-amniotic infection on the fetal corpus callosum and cortex	Clara Murillo Bravo (Spain)
14:51 - 14:58	Nanopore sequencing in diagnosis of intra-amniotic infection	Piya Chaemsaitong (Thailand)
14:58 - 15:10	Discussion	
15:10 - 15:20	RCT: vaginal chlorhexidine before 16 weeks to prevent PTB	José Morales-Roselló (Spain)
15:20 - 15:30	RCT: cervical cerclage vs cervical pessary in cervical insufficiency	Elena Carreras (Spain)
15:30 - 15:40	RCT: cervical pessary versus vaginal progesterone in short cervix	Charlotte van Dijk (Netherlands)
15:40 - 16:00	Discussion	

16:00 - 16:30 Coffee break

16:30 - 19:00 Fetal ultrasound meets genetics

Discussants: Rabih Chaoui (Germany), Tessa Homfray (UK), Jon Hyett (Australia)

16:30 - 16:45	Use of exome sequencing for routine prenatal diagnosis	Mary Norton (USA)
16:45 - 17:00	Diagnostic yield and clinical utility of genomic sequencing in fetal defects	Mark Kilby (UK)
17:00 - 17:15	Carrier screening in pregnancy - overview	Peter Benn (USA)
17:15 - 17:25	Carrier screening in Australia	Jon Hyett (Australia)
17:25 - 17:35	Discussion	
17:35 - 17:45	The value of the 11-13 weeks scan in the era of cfDNA testing	Katia Bilardo (Netherlands)
17:45 - 17:55	Effectiveness of the first trimester anomaly scan	Jehan Karim (UK)
17:55 - 18:02	Increased nuchal translucency before 11 weeks of gestation	Bo Bet (Netherlands)
18:02 - 18:09	Trisomies in relation to nuchal translucency at 10-11 weeks	Ghalia Ashoor (UK)
18:09 - 18:20	Impact of cfDNA testing on amniocentesis and CVS rates	Howard Cuckle (Israel)
18:20 - 18:27	Invasive testing vs cfDNA testing in the 1st trimester high risk group	Kasper Gadsbøll (Denmark)
18:27 - 18:34	Prenatal screening after preimplantation genetic testing-aneuploidy	Gerard Albaiges (Spain)
18:34 - 18:41	cfDNA testing for trisomy 21 based on digital droplet PCR	Pavel Calda (Czechia)
18:41 - 18:48	Isolation and testing of fetal cells from the mother	Francesca Romana Grati (Italy)
18:48 - 19:00	Discussion	

21:00 - 02:00 Dinner party (busses leaving conference centre starting at 19:45)

revvity

PIGF-based testing—
a game changer in
pre-eclampsia care.

We are Revvity. And we bring with us 35 years of knowledge, expertise, and innovation in maternal fetal health. We offer a portfolio of prenatal solutions, including our high-sensitivity DELFIA® Xpress PIGF 1-2-3™ kit. This assay can be performed in the first trimester and allows for early risk assessment of pregnancy complications such as pre-eclampsia.

A single kit for risk assessment, short-term prediction, and to aid in diagnosis

- DELFIA Xpress PIGF 1-2-3 kit can be performed in all trimesters
- 1T screening in combination with aspirin, results in 82% reduction in the incidence of early preterm pre-eclampsia.¹
- 2T/3T simple solution to help rule in and rule out suspected preterm pre-eclampsia

1. Daniel L. Rotnik et al. Aspirin versus Placebo in Pregnancies at High Risk for Preterm Preeclampsia. New England J Med 2017; 377:613-622 DOI: 10.1056/NEJMoa1704559

www.revvity.com

Products may not be licensed in accordance with the laws in all countries, such as the United States and Canada. Please note that product labeling (such as kit insert, product label, and kit box) may be different compared to the company branding. Please contact your local representative for further details. Revvity does not endorse or make recommendations with respect to research, medication, or treatments. All information presented is for informational purposes only and is not intended as medical advice. For country specific recommendations, please consult your local health care professionals.

harmony®

Roche

PRENATAL TEST

For You

it's the assurance of accurate fetal fraction measurement.¹

For Her

it means confidence in the result.

Give her the peace of knowing with a well proven non-invasive test.²

The Harmony test has a greater than 99% detection rate for trisomy 21.³ And a less than 1 in 1000 false-positive rate.³ Give her the highly accurate and proven Harmony test.

harmonytest.roche.com

Answers that matter.

1. Schmid et al. Ultrasound Obstet Gynecol. 2018 Feb DOI: 10.1002/ulog.19036. 2. Demonstrated by 77 peer-reviewed published studies using the Harmony prenatal test as of Jan 2020. For the entire 77 references, please go to harmonytest.com/references. 3. Stokowski et al. Prenat Diagn. 2015 Dec;35(12):1243-6.

The Harmony Prenatal Test is a non-invasive prenatal test (NIPT) based on cell-free DNA analysis. Harmony does not screen for potential chromosomal or genetic conditions other than those expressly identified here. The results are intended for prenatal screening and are not intended to be the sole basis for diagnosis.

Harmony test results are intended to be used in conjunction with other clinical and diagnostic findings, consistent with professional standards of practice, including confirmatory fetal diagnostic testing, parental evaluation, clinical genetic evaluation, and counseling, as appropriate.

This test is offered as a CE-IVD. This test has not been cleared or approved by the US FDA.

*Note: Because the fetal sex determination test option does not have a medical purpose, it does not meet the definition of an IVD device and therefore is not a CE marked product.

HARMONY and DANSR are trademarks of Roche. All other product names and trademarks are the property of their respective owners.



Image obtained from Shutterstock

We don't expect patience from patients.

When you are affected by a rare disease, patience is not just a virtue, it's a necessity. Waiting to receive the right diagnosis. Waiting to find the right treatment. Always waiting.

At Janssen, we are changing that. We are driven by the belief that 'patients are waiting' and there is no time to waste. We focus on areas of medicine where we can make the biggest difference, including rare diseases.

We're advancing the science and chasing down breakthroughs in a variety of rare diseases such as pulmonary arterial hypertension (PAH), AL amyloidosis, myasthenia gravis, rare inherited retinal diseases, rare maternal-foetal diseases, and rare blood disorders and cancers.

At Janssen, we never stop working towards a future where disease is a thing of the past.

Learn more at www.janssen.com/emea. Follow us at www.twitter.com/janssenEMEA for our latest news.

09:00 - 10:00 Fetal ultrasound meets genetics

Discussants: Rabih Chaoui (Germany), Tessa Homfray (UK)

- 09:00 - 09:40 Presentation and discussion of diagnosis and management of fetal abnormalities Rabih Chaoui (Germany)
Oliver Kagan (Germany)
- 09:40 - 10:00 Fetal sex abnormalities Marisa Borenstein (Spain)

10:00 - 10:15 Special lecture: Contribution of genetics to cerebral palsy

Mark Evans (USA)

10:15 - 10:30 Special lecture: Complication rate after termination for fetal defects

Oliver Kagan (Germany)

10:30 - 10:45 Special lecture: Balloon catheters vs prostaglandins for labour induction

Ben Mol (Australia)

10:45 - 11:00 Special lecture: Genomics and pregnancy complications

Antonio de Marvao (UK)

11:00 - 11:30 Coffee break

11:30 - 13:00 Topics in maternal – fetal medicine

Discussants: Catherine Williamson (UK), Roland Devlieger (Belgium)

- 11:30 - 11:42 Fetal growth after maternal bariatric surgery Roland Devlieger (Belgium)
- 11:42 - 11:54 Cancer in pregnancy Frédéric Amant (Netherlands)
- 11:54 - 12:06 Diabetes risk stratification Caroline Ovadia (UK)
- 12:06 - 12:18 The GUARDS trial Katy de Paco (Spain)
- 12:18 - 12:30 Pre-pregnancy counselling Cathy Nelson-Piercy (UK)
- 12:30 - 12:42 Hyperemesis gravidarum Catherine Williamson (UK)
- 12:42 - 13:00 Discussion

13:00 - 14:30 Lunch break

14:30 - 19:30 Preeclampsia

Discussants: Liona Poon (Hong Kong), Laura Magee (UK), Peter von Dadelszen (UK), Stefan Verlohren (Germany), Kypros Nicolaides (UK)

14:30 - 15:44 Topics of discussion:

- Angiogenic markers in prediction of preeclampsia Liona Poon (Hong Kong)
- Angiogenic markers in diagnosis and management of preeclampsia Stefan Verlohren (Germany)
- Is there more to learn from BP than whether it is $\geq 140/90$ mmHg? Laura Magee (UK)
- Prediction of adverse outcomes in preeclampsia Peter von Dadelszen (UK)
- Management of blood pressure in the 4th trimester Basky Thilaganathan (UK)
- 15:44 - 15:54 1st trimester prediction of future chronic hypertension Marietta Charakida (UK)
- 15:54 - 16:06 First trimester blood pressure control Ahmet Baschat (USA)
- 16:06 - 16:18 Preeclampsia and the kidney – a vicious cycle Kate Bramham (UK)
- 16:18 - 16:30 Discrete event simulation modeling David Wright (UK)

16:30 - 17:00 Coffee break

- 17:00 - 17:12 Endothelial dysfunction in preeclampsia Fatima Crispí (Spain)
- 17:12 - 17:22 Arterial health and preeclampsia Ana Werlang (Canada)
- 17:22 - 17:32 Ophthalmic artery Doppler and arterial stiffness for prediction of term PE Tanvi Mansukhani (UK)
- 17:32 - 17:40 Discussion
- 17:40 - 17:50 Maternal nutrition and preeclampsia Anastasija Arechvo (UK)
- 17:50 - 17:57 Serum glycosylated fibronectin in 1st trimester prediction of preterm preeclampsia Daljit Sahota (Hong Kong)
- 17:57 - 18:04 Serum glycosylated fibronectin in suspected preeclampsia Nikolas Sokratous (UK)
- 18:04 - 18:11 1st trimester prediction of preterm preeclampsia using artificial intelligence Maria del Mar Gil (Spain)
- 18:11 - 18:18 1st trimester prediction of preterm preeclampsia and prevention by aspirin Manel Mendoza (Spain)
- 18:18 - 18:25 Contribution of impaired placentation to preterm birth Argyro Syngelaki (UK)
- 18:25 - 18:32 UtA-PI in GDM pregnancies with and without preeclampsia Makarios Eleftheriadis (Greece)
- 18:32 - 18:39 Prediction and prevention of preeclampsia: Brazilian guidelines 2023 Fabricio Costa (Brazil)
- 18:39 - 18:49 ASPRE trial: effects of aspirin on PAPP-A, PIGF, MAP and UtA-PI trajectories Daniel Rolnik (Australia)
- 18:49 - 18:59 RCT: discontinuation of aspirin if 2nd trimester biomarkers becomes normal Manel Mendoza (Spain)
- 18:59 - 19:06 RCT (HoTel): Home telemonitoring vs. hospital care in complicated pregnancies Mireille Bekker (Netherlands)
- 19:06 - 19:13 Hypertensive crisis in pregnancy: prediction of labetalol non-response Mauro Parra-Cordero (Chile)
- 19:13 - 19:30 Discussion

SILVER SPONSOR

illumina®

The power of the genome.
Delivered.

Find out more about VeriSeq
NIPT Solution v2 and the genetic
counselling tools we have available
for health care professionals



SILVER SPONSOR



ThermoFisher
SCIENTIFIC

Screening for late-onset pre-eclampsia

Use PIGF and sFit-1 at week 35-36 to
detect and prevent late-onset
pre-eclampsia

Watch our webinar with Prof. K.
Nicolaidis and check our literature review
with the key publications on the topic



Learn more at thermoscientific.com/brahms

Not all products are CE marked or have 510(k) clearance for sale in the U.S. Availability of products in each country depends on local regulatory marketing authorization status.
© 2023 Thermo Fisher Scientific Inc. All trademarks are the property of Thermo Fisher Scientific and its subsidiaries unless otherwise specified. BMKT001059.1

thermo scientific

STANDARD PLUS SPONSORS

mindray

healthcare within reach

PHILIPS

STANDARD SPONSORS



Canon



OPTICAL POSITIONING ULTRASOUND SIMULATOR

09:00 - 10:30 Maternal - fetal infection

Discussant: Yves Ville (France)

- 09:00 - 09:10 Covid 19 infection - overview
- 09:10 - 09:25 CMV infection - overview
- 09:25 - 09:35 Prevention of vertical transmission of CMV
- 09:35 - 09:45 Fetal MRI findings in CMV
- 09:45 - 10:00 Ultrasound findings in CMV
- 10:00 - 10:15 Non-invasive diagnosis of fetal infection
- 10:15 - 10:30 Discussion

- Yves Ville (France)
- Yves Ville (France)
- Christos Chatzakis (Greece)
- Michael Aertsen (Belgium)
- Gustavo Malinger (Israel)
- Nicolas Bourgon (France)

10:30 - 10:45 Special lecture: Fetal diffusion tensor imaging

Romain Corroenne (France)

10:45 - 13:30 Fetal neurosonography

Discussants: Dario Paladini (Italy), Gustavo Malinger (Israel)

- 10:45 - 11:00 Overview of neurosonography

Elisenda Eixarch (Spain)

11:00 - 11:30 Coffee break

- 11:30 - 11:45 Ventriculomegaly: Sequential and segmental analysis
- 11:45 - 12:00 False negatives and false positives in neurosonography
- 12:00 - 12:15 Understanding neuronal migration and neurosonographic findings
- 12:15 - 12:30 Fetal hydrocephaly: causes and differential diagnosis
- 12:30 - 12:45 Corpus callosum anomalies: need for standardization
- 12:45 - 12:55 Cortical bite sign in agenesis of the corpus callosum
- 12:55 - 13:05 Cystic posterior fossa anomalies
- 13:05 - 13:15 The 12 week interhemispheric cyst-like midline structure
- 13:15 - 13:30 Discussion

- Mauricio Herrera (Colombia)
- Dario Paladini (Italy)
- Ritsuko Pooh (Japan)
- Karina Haratz (Israel)
- Laurent Salomon (France)
- Ruben Ramirez Zegarra (Italy)
- De Robertis / Olivieri (Italy)
- Erica Smith (USA)

13:30 - 15:00 Lunch break

16:00 - 23:00 Trip to Xativa



Speaker List:

- Ahmet Baschat (USA)
- Akos Herzeg (USA)
- Alan Flake (USA)
- Alberto Galindo (Spain)
- Alexandra Benachi (France)
- Alfred Abuhamad (USA)
- Ana Werlang (Canada)
- Anastasija Arechvo (UK)
- Anne Noll (Netherlands)
- Anthony Johnson (USA)
- Antoni Borrell (Spain)
- Antonio de Marvao (UK)
- Argyro Syngelaki (UK)
- Aris Papageorghiou (UK)
- Athena Souka (Greece)
- Awaiz Mirza Ahmad (Pakistan)
- Basky Thilaganathan (UK)
- Ben Mol (Australia)
- Bo Bet (Netherlands)
- Carl Weiner (USA)
- Carlota Rodo (Spain)
- Carmen Mesas Burgos (Sweden)
- Caroline Ovadia (UK)
- Catherine Williamson (UK)
- Cathy Nelson-Piercy (UK)
- Charlotte van Dijk (Netherlands)
- Christoph Lees (UK)
- Christos Chatzakis (Greece)
- Clara Murillo Bravo (Spain)
- Claudia Rueda Ricarte (Spain)
- Claudiana Olivieri (Italy)
- Constantin von Kaisenberg (Germany)
- Daljit Sahota (Hong Kong)
- Daniel Rolnik (Australia)
- Dario Paladini (Italy)
- David Wright (UK)
- Denise Lapa (Brazil)
- Derek de Winter (Netherlands)
- Dick Depkes (Netherlands)
- Edwin Quarello (France)
- Eldad Katorza (Israel)
- Elena Carreras (Spain)
- Elina Vlachodimitropoulou (Canada)
- Elisenda Eixarch (Spain)
- Enrico Lopriore (Netherlands)
- Erica Smith (USA)
- Eva Christin Weber (Germany)
- Fabio Peralta (Brazil)
- Fabricio Costa (Brazil)
- Fatima Crispi (Spain)
- Francesc Figueras (Spain)
- Francesca Crovetto (Spain)
- Francesca Romana Grati (Italy)
- Francesca Russo (Belgium)
- Francisca Molina (Spain)
- Frédéric Amant (Netherlands)
- George Daskalakis (Greece)
- Gerard Albaiges (Spain)
- Gerry Visser (Netherlands)
- Ghalia Ashoor (UK)
- Gilmar Osmundo Junior (Brazil)
- Gitte Hedermann (Denmark)
- Greg Ryan (Canada)
- Gustavo Malinger (Israel)
- Helena Williams (UK)
- Howard Cuckle (Israel)
- Ingo Gottschalk (Germany)
- Ioannis Papastefanou (Greece)
- Jan Deprest (Belgium)
- Jehan Karim (UK)

- Joanne Verweij (Netherlands)
- Jon Hyett (Australia)
- José Morales-Roselló (Spain)
- Kanokwaroon Watananirun (Thailand)
- Karina Haratz (Israel)
- Kasper Gadsbøll (Denmark)
- Kate Bramham (UK)
- Katia Bilardo (Netherlands)
- Katy de Paco (Spain)
- Ken Moise (USA)
- Kurt Hecher (Germany)
- Kypros Nicolaides (UK)
- Laura Magee (UK)
- Laura Nogue (Spain)
- Laurent Salomon (France)
- Liesbeth Lewi (Belgium)
- Liona Poon (Hong Kong)
- Luc Joyeux (USA)
- Mads Langager Larsen (Denmark)
- Magdalena Sanz-Cortes (USA)
- Magdalena Sanz-Cortes (USA)
- Makarios Eleftheriadis (Greece)
- Manel Mendoza (Spain)
- Margherita Scarrone (Italy)
- Maria del Mar Gil (Spain)
- Maria Ivan (UK)
- Marietta Charakida (UK)
- Marisa Borenstein (Spain)
- Mark Evans (USA)
- Mark Kilby (UK)
- Marta Santorum (UK)
- Mary Norton (USA)
- Mauricio Herrera (Colombia)
- Mauro Parra-Cordero (Chile)
- Michael Aertsen (Belgium)
- Michael Belfort (USA)
- Mingming Zheng (China)
- Mireille Bekker (Netherlands)
- Nerea Maiz (Spain)
- Nicolas Bourgon (France)
- Nicole Ochsenbein (Switzerland)
- Nikolas Sokratous (UK)
- Oliver Kagan (Germany)
- Paolo De Coppi (UK)
- Pavel Calda (Czechia)
- Peter Benn (USA)
- Peter von Dadelnszen (UK)
- Piya Chaemsaitong (Thailand)
- Rabih Chaoui (Germany)
- Raffaele Napolitano (UK)
- Ramesh Papanna (USA)
- Ritsuko Pooh (Japan)
- Rogelio Cruz-Martinez (Mexico)
- Roland Axt-Fliedner (Germany)
- Roland Devlieger (Belgium)
- Romain Corroenne (France)
- Ruben Ramirez Zegarra (Italy)
- Sieglinde Muellers (Ireland)
- Simen Vergote (Belgium)
- Stefan Verlohren (Germany)
- Steffen Kristensen (Denmark)
- Sundeeep Keswani (USA)
- Tanvi Mansukhani (UK)
- Themistoklis Dagklis (Greece)
- Thijs de Vos (Netherlands)
- Tim Van Mieghem (Canada)
- Valentina De Robertis (Italy)
- Vincenzo Berghella (USA)
- Yada Kunpalin (Canada)
- Yves Ville (France)

Advances in Fetal Medicine Course
2 - 3 December 2023
London

Registration will open in August 2023
Limited number of places

Registration fee is £150, which includes lunches and coffees



UK Charity Number 1037116
137 Harley Street, London, W1G 6BG, UK
Tel: +44 (0) 207 034 3070
www.fetalmedicine.org